



230 OUTRAGE

TEST #1

Test Date: 03-January-2017

MODEL	230 Outrage
HULL #	USBWCE1133L617
ENGINE	Dual Mercury® 115 FourStroke
HORSEPOWER	230
GEAR RATIOS	2.38:1
PROP	14 1/8" x 21" Enertia
FUEL CAPACITY	110 gallons

Notable options: Sun top, Windlass, Split bow rail, Portable head

SPEED

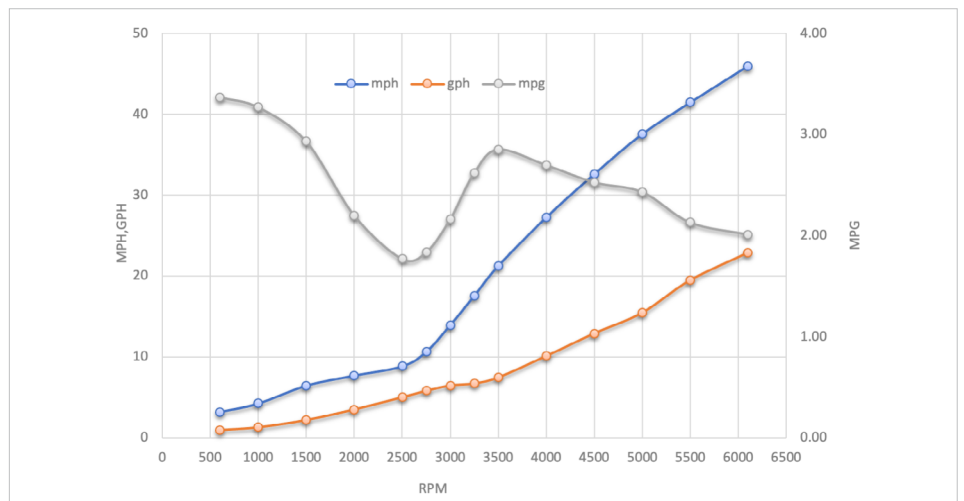
FUEL CONSUMPTION

	RPM	mph	knots	gph	mpg	nmpg	range (mi)
Idle	600	3.2	2.8	1.0	3.37	2.93	333
	1000	4.3	3.7	1.3	3.27	2.84	324
	1500	6.5	5.6	2.2	2.93	2.55	290
	2000	7.7	6.7	3.5	2.20	1.91	218
	2500	8.9	7.7	5.0	1.77	1.54	175
	2750	10.7	9.2	5.8	1.84	1.59	182
	3000	14.0	12.1	6.5	2.16	1.88	214
	3250	17.6	15.2	6.7	2.62	2.27	259
	3500	21.3	18.5	7.5	2.85	2.48	282
	4000	27.3	23.7	10.1	2.70	2.34	267
	4500	32.6	28.3	12.9	2.53	2.19	250
	5000	37.6	32.6	15.5	2.43	2.11	241
	5500	41.5	36.0	19.5	2.13	1.85	211
	WOT	6100	46.0	39.9	22.9	2.01	199

WEIGHT SUMMARY

DRY WEIGHT	4470 lbs
FUEL	60 gallons
WATER	0 gallons
TEST GEAR	20 lbs
PERSONNEL	350 lbs
TEST WEIGHT	5,208
WATER CONDITIONS	N/A
WEATHER CONDITIONS	82° F

ACCELERATION: TIME TO PLANE 7.0 SECS | IDLE - 30 MPH - 11 SECS



NOTES: 1) SPEED DETERMINED BY GPS. FUEL CONSUMPTION BASED ON TOTAL USAGE BY THE ENGINES. MPG COMPUTED FROM MPH & GPH. RANGE BASED ON 90% OF TOTAL FUEL CAPACITY. 2) THE PERFORMANCE DATA SHOWN SHOULD BE CONSIDERED VALID ONLY FOR THE SPECIFIC BOAT WHOSE SERIAL NUMBER IS SHOWN AND ON THE DATE THIS TEST WAS PERFORMED. MANY FACTORS MAY AFFECT THE ACTUAL PERFORMANCE OF THIS BOAT OR OF SIMILAR BOATS. SUCH FACTORS INCLUDE, BUT ARE NOT LIMITED TO, INSTALLATION OF CERTAIN OPTIONS SUCH AS TOWERS AND HARD TOPS, VESSEL LOADING AND TRIM, WEATHER AND SEA CONDITIONS, ENGINES CONDITION, PROPELLER CONDITION AND HULL BOTTOM CONDITION. BOSTON WHALER MAKES NO GUARANTEE WHATSOEVER THAT THIS PERFORMANCE WILL BE REPEATED ON THIS BOAT AT A LATER DATE OR AT ANY TIME ON A SIMILARLY EQUIPPED BOAT.



bostonwhaler.com



230 OUTRAGE

TEST #2

Test Date: 11-July-16

MODEL	230 Outrage
HULL #	USBWCE0013F617
ENGINE	Dual Mercury® 150 FourStroke
HORSEPOWER	300
GEAR RATIOS	1.92:1
PROP	14 3/8" x 19" Enertia
FUEL CAPACITY	110 gallons

Notable options: Hardtop, Freshwater, Aft sunshade

SPEED

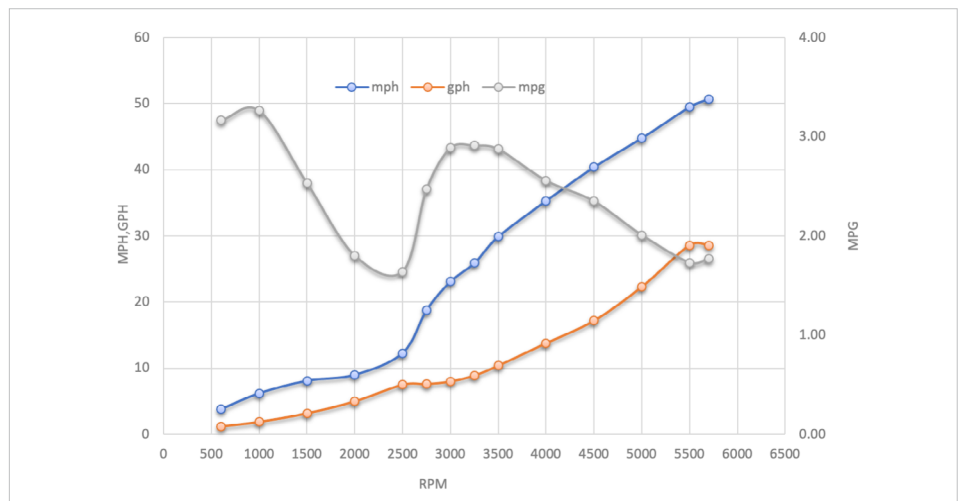
FUEL CONSUMPTION

	RPM	mph	knots	gph	mpg	nmpg	range (mi)
Idle	600	3.8	3.3	1.2	3.17	2.75	314
	1000	6.2	5.4	1.9	3.26	2.83	323
	1500	8.1	7.0	3.2	2.53	2.20	251
	2000	9.0	7.8	5.0	1.80	1.56	178
	2500	12.3	10.7	7.5	1.64	1.42	162
	2750	18.8	16.3	7.6	2.47	2.15	245
	3000	23.1	20.1	8.0	2.89	2.51	286
	3250	25.9	22.5	8.9	2.91	2.53	288
	3500	29.9	26.0	10.4	2.88	2.50	285
	4000	35.3	30.7	13.8	2.56	2.22	253
	4500	40.4	35.1	17.2	2.35	2.04	233
	5000	44.8	38.9	22.3	2.01	1.74	199
	5500	49.5	43.0	28.6	1.73	1.50	171
WOT	5700	50.7	44.0	28.6	1.77	1.54	176

WEIGHT SUMMARY

DRY WEIGHT	5,010 lbs
FUEL	56 gallons
WATER	0 gallons
TEST GEAR	25 lbs
PERSONNEL	370 lbs
TEST WEIGHT	5,749
WATER CONDITIONS	87° F
WEATHER CONDITIONS	92° F

ACCELERATION: TIME TO PLANE 4.8 SECS | IDLE - 30 MPH - 8.8 SECS



NOTES: 1) SPEED DETERMINED BY GPS. FUEL CONSUMPTION BASED ON TOTAL USAGE BY THE ENGINES. MPG COMPUTED FROM MPH & GPH. RANGE BASED ON 90% OF TOTAL FUEL CAPACITY. 2) THE PERFORMANCE DATA SHOWN SHOULD BE CONSIDERED VALID ONLY FOR THE SPECIFIC BOAT WHOSE SERIAL NUMBER IS SHOWN AND ON THE DATE THIS TEST WAS PERFORMED. MANY FACTORS MAY AFFECT THE ACTUAL PERFORMANCE OF THIS BOAT OR OF SIMILAR BOATS. SUCH FACTORS INCLUDE, BUT ARE NOT LIMITED TO, INSTALLATION OF CERTAIN OPTIONS SUCH AS TOWERS AND HARD TOPS, VESSEL LOADING AND TRIM, WEATHER AND SEA CONDITIONS, ENGINES CONDITION, PROPELLER CONDITION AND HULL BOTTOM CONDITION. BOSTON WHALER MAKES NO GUARANTEE WHATSOEVER THAT THIS PERFORMANCE WILL BE REPEATED ON THIS BOAT AT A LATER DATE OR AT ANY TIME ON A SIMILARLY EQUIPPED BOAT.



bostonwhaler.com



230 OUTRAGE

TEST #3

Test Date: 18-April-2018

MODEL	230 Outrage
HULL #	USBWCE2261C818
ENGINE	Mercury® 250 V8 AMS
HORSEPOWER	250
GEAR RATIOS	1.85 :1
PROP	14 1/2" x 18" Enertia
FUEL CAPACITY	110 gallons

Notable options: Anchor windlass, FRP Hardtop, Portable head, Stereo

SPEED

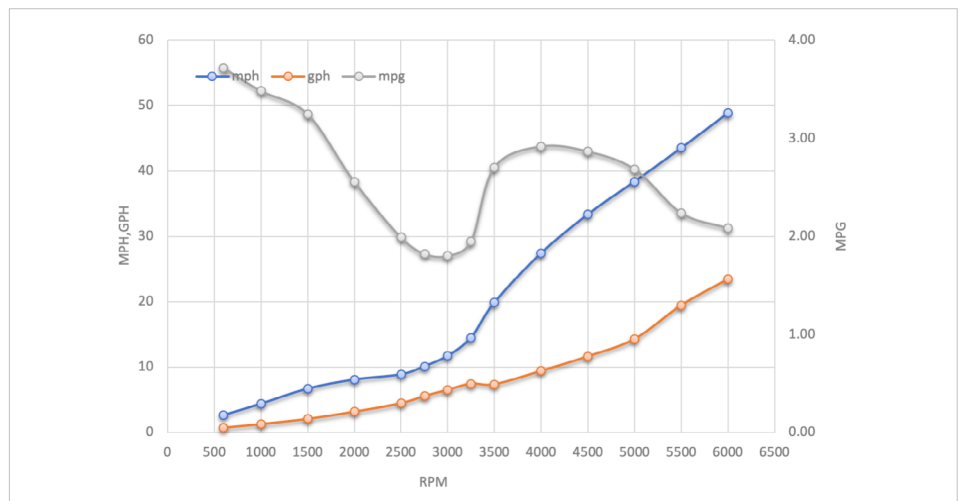
FUEL CONSUMPTION

	RPM	mph	knots	gph	mpg	nmpg	range (mi)
Idle	600	2.6	2.3	0.7	3.71	3.23	368
	1000	4.4	3.8	1.3	3.48	3.02	345
	1500	6.7	5.8	2.1	3.24	2.82	321
	2000	8.1	7.0	3.2	2.56	2.22	253
	2500	8.9	7.7	4.5	1.99	1.73	197
	2750	10.1	8.8	5.6	1.82	1.58	180
	3000	11.7	10.2	6.5	1.80	1.56	178
	3250	14.5	12.6	7.5	1.95	1.69	193
	3500	19.9	17.2	7.4	2.70	2.35	267
	4000	27.4	23.8	9.4	2.91	2.53	289
	4500	33.4	29.0	11.7	2.86	2.49	283
	5000	38.4	33.3	14.3	2.68	2.33	266
	5500	43.5	37.8	19.5	2.24	1.94	221
WOT	6000	48.9	42.4	23.5	2.08	1.81	206

ACCELERATION: TIME TO PLANE 4.9 SECS | IDLE - 30 MPH - 8.8 SECS

WEIGHT SUMMARY

DRY WEIGHT	N/A
FUEL	42 gallons
WATER	0 gallons
TEST GEAR	20 lbs
PERSONNEL	405 lbs
TEST WEIGHT	N/A
WATER CONDITIONS	70° F
WEATHER CONDITIONS	69° F



NOTES: 1) SPEED DETERMINED BY GPS. FUEL CONSUMPTION BASED ON TOTAL USAGE BY THE ENGINES. MPG COMPUTED FROM MPH & GPH. RANGE BASED ON 90% OF TOTAL FUEL CAPACITY. 2) THE PERFORMANCE DATA SHOWN SHOULD BE CONSIDERED VALID ONLY FOR THE SPECIFIC BOAT WHOSE SERIAL NUMBER IS SHOWN AND ON THE DATE THIS TEST WAS PERFORMED. MANY FACTORS MAY AFFECT THE ACTUAL PERFORMANCE OF THIS BOAT OR OF SIMILAR BOATS. SUCH FACTORS INCLUDE, BUT ARE NOT LIMITED TO, INSTALLATION OF CERTAIN OPTIONS SUCH AS TOWERS AND HARD TOPS, VESSEL LOADING AND TRIM, WEATHER AND SEA CONDITIONS, ENGINES CONDITION, PROPELLER CONDITION AND HULL BOTTOM CONDITION. BOSTON WHALER MAKES NO GUARANTEE WHATSOEVER THAT THIS PERFORMANCE WILL BE REPEATED ON THIS BOAT AT A LATER DATE OR AT ANY TIME ON A SIMILARLY EQUIPPED BOAT.



bostonwhaler.com



230 OUTRAGE

TEST # 4

Test Date: 17-April-2018

MODEL	230 Outrage
HULL #	USBWCE2261C818
ENGINE	Mercury® 300 V8 AMS
HORSEPOWER	300
GEAR RATIOS	1.85 : 1
PROP	16" x 18" Enertia Eco
FUEL CAPACITY	110 gallons

Notable options: Anchor windlass, FRP Hardtop, Portable head, Stereo

SPEED

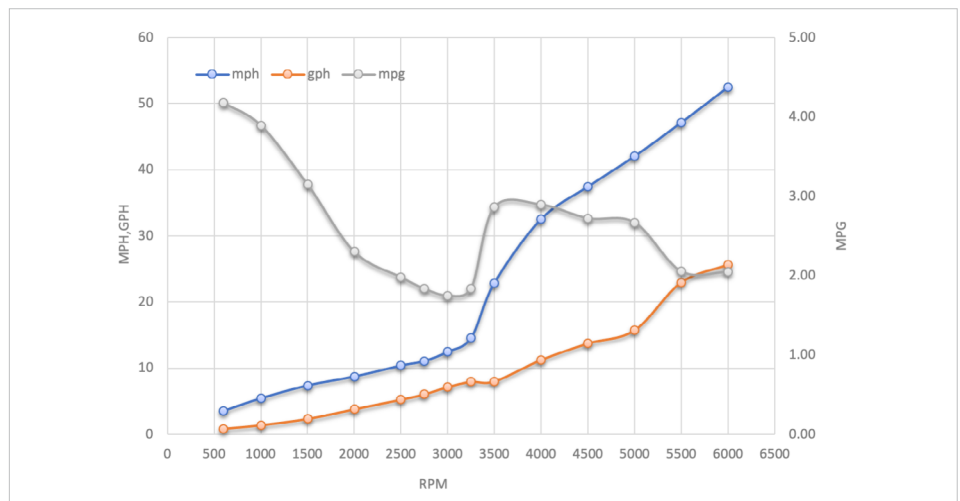
FUEL CONSUMPTION

	RPM	mph	knots	gph	mpg	nmpg	range (mi)
Idle	600	3.6	3.1	0.9	4.18	3.63	413
	1000	5.5	4.7	1.4	3.89	3.38	385
	1500	7.4	6.4	2.4	3.15	2.73	312
	2000	8.8	7.6	3.8	2.30	2.00	228
	2500	10.4	9.0	5.3	1.98	1.72	196
	2750	11.1	9.6	6.1	1.83	1.59	182
	3000	12.5	10.9	7.2	1.75	1.52	173
	3250	14.6	12.7	8.0	1.84	1.59	182
	3500	22.9	19.9	8.0	2.86	2.49	283
	4000	32.6	28.3	11.3	2.89	2.51	286
	4500	37.5	32.5	13.8	2.72	2.37	270
	5000	42.1	36.5	15.8	2.67	2.32	264
	5500	47.2	40.9	23.0	2.05	1.78	203
WOT	6000	52.5	45.6	25.7	2.05	1.78	203

ACCELERATION: TIME TO PLANE 4.9 SECS | IDLE - 30 MPH - 7.6 SECS

WEIGHT SUMMARY

DRY WEIGHT	N/A
FUEL	48 gallons
WATER	0 gallons
TEST GEAR	20 lbs
PERSONNEL	405 lbs
TEST WEIGHT	N/A
WATER CONDITIONS	70° F
WEATHER CONDITIONS	60° F



NOTES: 1) SPEED DETERMINED BY GPS. FUEL CONSUMPTION BASED ON TOTAL USAGE BY THE ENGINES. MPG COMPUTED FROM MPH & GPH. RANGE BASED ON 90% OF TOTAL FUEL CAPACITY. 2) THE PERFORMANCE DATA SHOWN SHOULD BE CONSIDERED VALID ONLY FOR THE SPECIFIC BOAT WHOSE SERIAL NUMBER IS SHOWN AND ON THE DATE THIS TEST WAS PERFORMED. MANY FACTORS MAY AFFECT THE ACTUAL PERFORMANCE OF THIS BOAT OR OF SIMILAR BOATS. SUCH FACTORS INCLUDE, BUT ARE NOT LIMITED TO, INSTALLATION OF CERTAIN OPTIONS SUCH AS TOWERS AND HARD TOPS, VESSEL LOADING AND TRIM, WEATHER AND SEA CONDITIONS, ENGINES CONDITION, PROPELLER CONDITION AND HULL BOTTOM CONDITION. BOSTON WHALER MAKES NO GUARANTEE WHATSOEVER THAT THIS PERFORMANCE WILL BE REPEATED ON THIS BOAT AT A LATER DATE OR AT ANY TIME ON A SIMILARLY EQUIPPED BOAT.



bostonwhaler.com



230 OUTRAGE

TEST # 5

Test Date: 22-March-2023

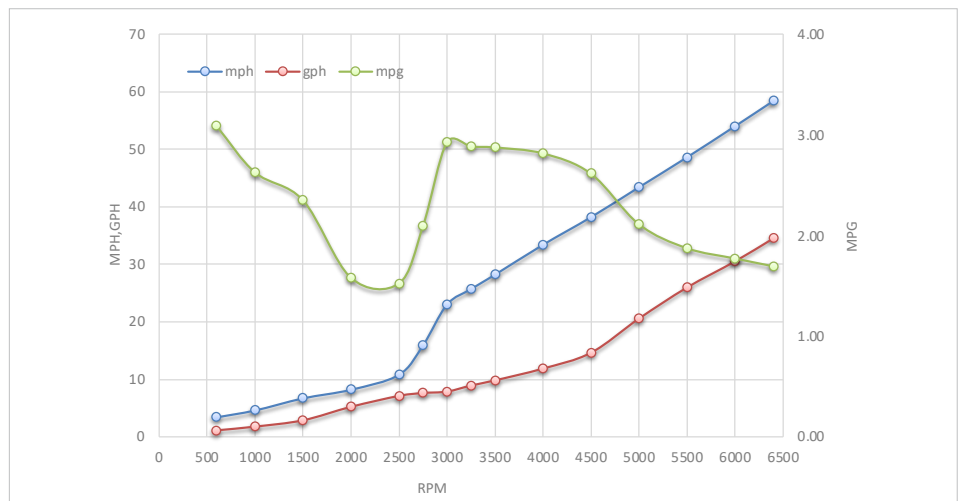
MODEL	230 Outrage
HULL #	USBWCP0181H223
ENGINE	Mercury® 400 V10 Verado®
HORSEPOWER	400
GEAR RATIOS	2.08 : 1
PROP	22P Rev X
FUEL CAPACITY	110 gallons
Notable options: Bow Table, Fishing Package, Ski Pylon, Hardtop w/ Outriggers, Stereo, Dual Simrad MFD, VHF Radio	

	SPEED				FUEL CONSUMPTION		
Idle	600	3.4	3.0	1.1	3.09	2.68	306
	1000	4.6	4.0	1.8	2.63	2.28	260
	1500	6.7	5.8	2.9	2.35	2.04	233
	2000	8.2	7.1	5.2	1.58	1.37	156
	2500	10.8	9.4	7.1	1.52	1.32	151
	2750	15.9	13.8	7.6	2.09	1.82	207
	3000	23.0	20.0	7.9	2.93	2.54	290
	3250	25.7	22.3	8.9	2.89	2.51	286
	3500	28.2	24.5	9.8	2.88	2.50	285
	4000	33.4	29.0	11.9	2.82	2.45	279
	4500	38.2	33.2	14.6	2.62	2.27	259
	5000	43.4	37.7	20.6	2.11	1.83	209
	5500	48.6	42.2	26.0	1.87	1.63	185
	6000	54.0	46.9	30.5	1.77	1.54	175
WOT	6400	58.4	50.7	34.5	1.69	1.47	168

WEIGHT SUMMARY

DRY WEIGHT	N/A
FUEL	47 gallons
WATER	0 gallons
TEST GEAR	25 lbs
PERSONNEL	385 lbs
TEST WEIGHT	N/A
WATER CONDITIONS	74° F
WEATHER CONDITIONS	75° F

ACCELERATION: TIME TO PLANE 5.3 SECS | IDLE - 30 MPH - 8.4 SECS



NOTES: 1) SPEED DETERMINED BY GPS. FUEL CONSUMPTION BASED ON TOTAL USAGE BY THE ENGINES. MPG COMPUTED FROM MPH & GPH. RANGE BASED ON 90% OF TOTAL FUEL CAPACITY. 2) THE PERFORMANCE DATA SHOWN SHOULD BE CONSIDERED VALID ONLY FOR THE SPECIFIC BOAT WHOSE SERIAL NUMBER IS SHOWN AND ON THE DATE THIS TEST WAS PERFORMED. MANY FACTORS MAY AFFECT THE ACTUAL PERFORMANCE OF THIS BOAT OR OF SIMILAR BOATS. SUCH FACTORS INCLUDE, BUT ARE NOT LIMITED TO, INSTALLATION OF CERTAIN OPTIONS SUCH AS TOWERS AND HARD TOPS, VESSEL LOADING AND TRIM, WEATHER AND SEA CONDITIONS, ENGINES CONDITION, PROPELLER CONDITION AND HULL BOTTOM CONDITION. BOSTON WHALER MAKES NO GUARANTEE WHATSOEVER THAT THIS PERFORMANCE WILL BE REPEATED ON THIS BOAT AT A LATER DATE OR AT ANY TIME ON A SIMILARLY EQUIPPED BOAT.

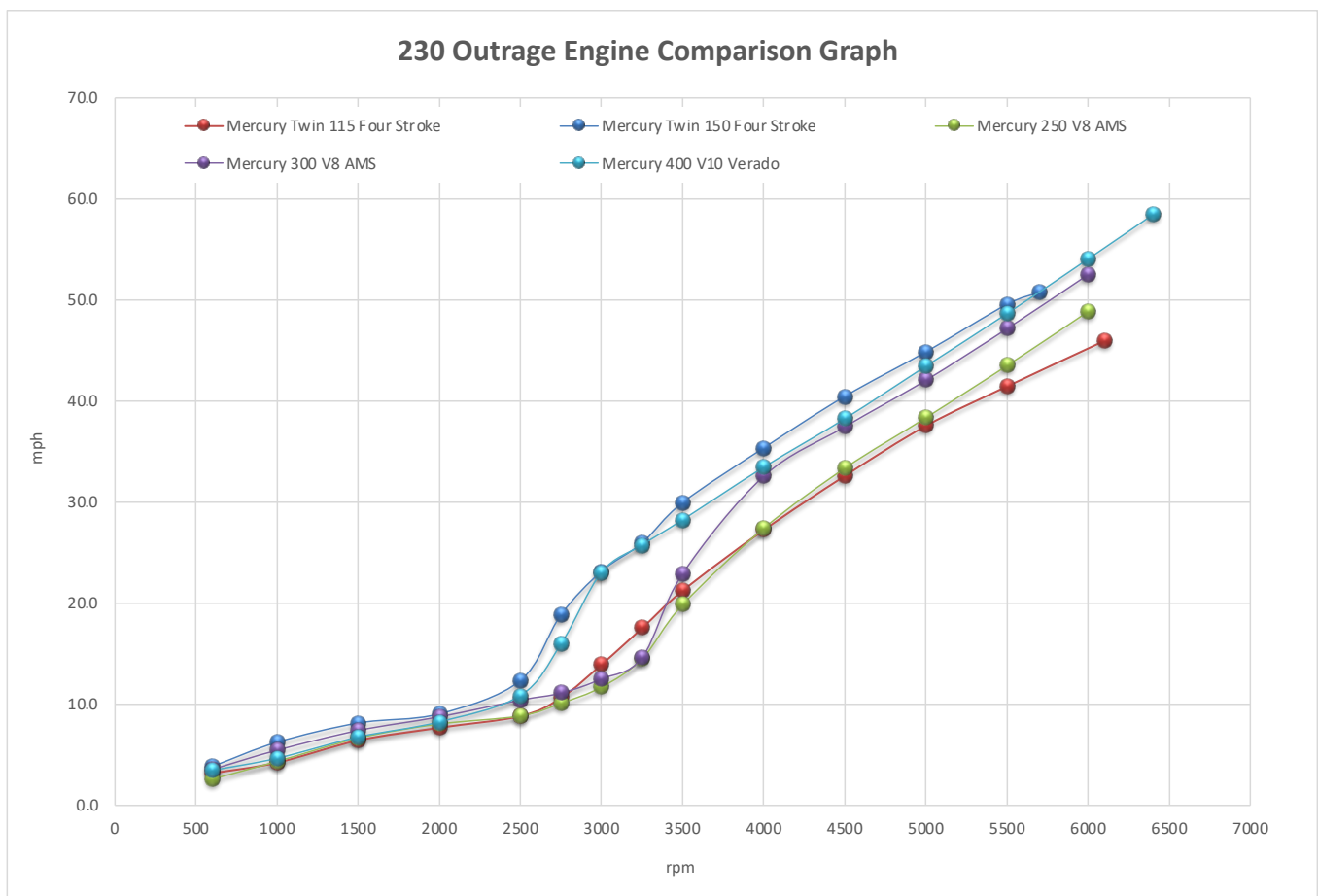


bostonwhaler.com



230 OUTRAGE

230 Outrage Engine Comparison Graph



NOTES: 1) SPEED DETERMINED BY GPS. FUEL CONSUMPTION BASED ON TOTAL USAGE BY THE ENGINES. MPG COMPUTED FROM MPH & GPH. RANGE BASED ON 90% OF TOTAL FUEL CAPACITY. 2) THE PERFORMANCE DATA SHOWN SHOULD BE CONSIDERED VALID ONLY FOR THE SPECIFIC BOAT WHOSE SERIAL NUMBER IS SHOWN AND ON THE DATE THIS TEST WAS PERFORMED. MANY FACTORS MAY AFFECT THE ACTUAL PERFORMANCE OF THIS BOAT OR OF SIMILAR BOATS. SUCH FACTORS INCLUDE, BUT ARE NOT LIMITED TO, INSTALLATION OF CERTAIN OPTIONS SUCH AS TOWERS AND HARD TOPS, VESSEL LOADING AND TRIM, WEATHER AND SEA CONDITIONS, ENGINES CONDITION, PROPELLER CONDITION AND HULL BOTTOM CONDITION. BOSTON WHALER MAKES NO GUARANTEE WHATSOEVER THAT THIS PERFORMANCE WILL BE REPEATED ON THIS BOAT AT A LATER DATE OR AT ANY TIME ON A SIMILARLY EQUIPPED BOAT.



bostonwhaler.com